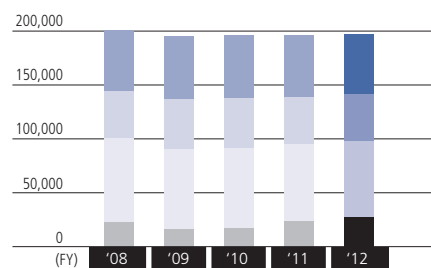


Sales: 1

Domestic Sales by Product (Total Industry/Cosmo Oil)

Total industry

250,000 (Thousand kl)

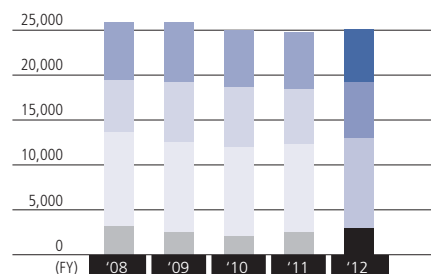


	FY2008	FY2009	FY2010	FY2011	FY2012
Gasoline	57,473	57,522	58,197	57,214	56,447
Naphtha	42,873	47,225	46,668	43,728	43,172
Four middle distillates	77,539	73,731	73,753	71,370	70,158
Jet fuel	5,676	5,229	5,154	4,204	3,965
Kerosene	20,250	20,062	20,332	19,619	18,991
Diesel fuel	33,722	32,391	32,864	32,866	33,443
Heavy fuel oil A	17,891	16,049	15,404	14,680	13,759
Heavy fuel oil C	23,158	16,277	17,330	23,743	27,742
Total	201,042	194,755	195,948	196,055	197,520

Source: Ministry of Economy, Trade and Industry, "Natural Resources and Energy Statistics"

Cosmo Oil

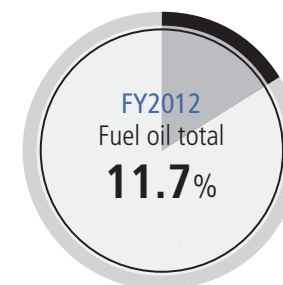
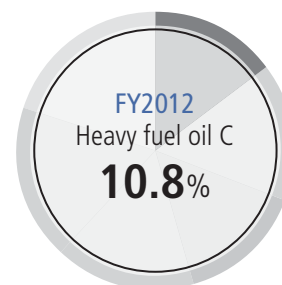
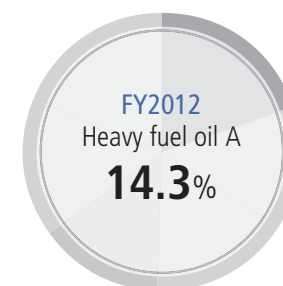
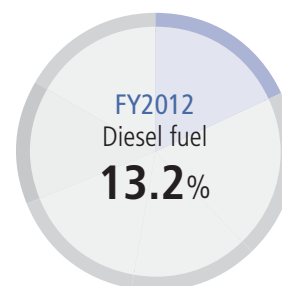
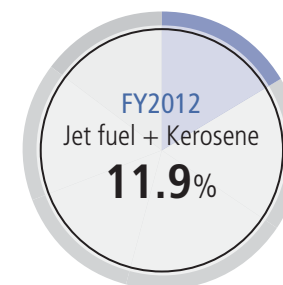
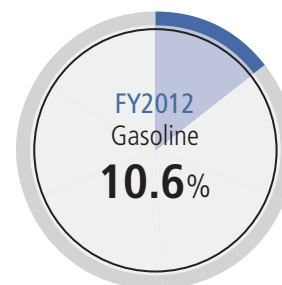
30,000 (Thousand kl)



	FY2008	FY2009	FY2010	FY2011	FY2012
Gasoline	6,486	6,584	6,316	6,249	5,999
Naphtha	5,734	6,749	6,693	6,224	6,270
Four middle distillates	10,504	9,916	9,867	9,704	9,909
Jet fuel	424	443	533	477	476
Kerosene	2,687	2,458	2,442	2,416	2,246
Diesel fuel	4,728	4,526	4,462	4,615	4,414
Heavy fuel oil A	2,665	2,489	2,429	2,196	1,963
Heavy fuel oil C	3,165	2,553	2,075	2,555	2,993
Total	25,891	25,802	24,950	24,732	24,361

Source: Ministry of Economy, Trade and Industry, "Natural Resources and Energy Statistics"

Market Share by Product



	FY2008	FY2009	FY2010	FY2011	FY2012
Gasoline	11.3	11.4	10.9	10.9	10.6
Jet fuel + Kerosene	12.0	11.5	11.7	12.1	11.9
Diesel fuel	14.0	14.0	13.6	14.0	13.2
Heavy fuel oil A	14.9	15.5	15.8	15.0	14.3
Heavy fuel oil C	13.7	15.7	12.0	10.8	10.8
Fuel oil total	12.7	12.9	12.2	12.2	11.7

Note: The total market share for fuel oil excludes naphtha sales (on a volume basis).

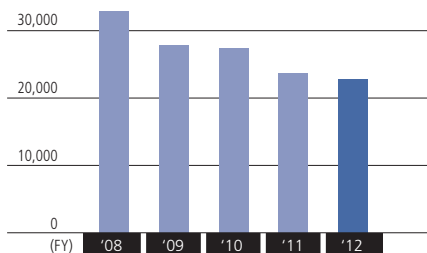
Source: Ministry of Economy, Trade and Industry, "Natural Resources and Energy Statistics"

Sales: 2

Exports by Product (Total Industry/Cosmo Oil)

Total industry exports

40,000 (Thousand kl)



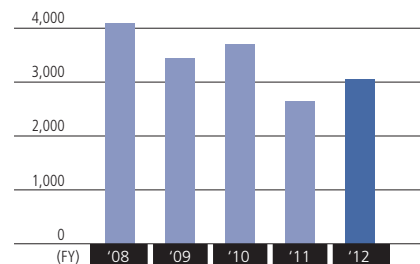
(Thousand kl)

	FY2008	FY2009	FY2010	FY2011	FY2012
Diesel	13,020	11,358	11,046	7,619	6,410
Kerosene/Jet fuel	N.A.	N.A.	N.A.	N.A.	N.A.
Total	13,020	11,358	11,046	7,619	6,410
Bonded products sales, others					
Jet fuel	10,080	8,376	8,936	8,694	9,056
Heavy fuel oil C	9,274	7,798	7,172	6,792	7,149
Others	444	357	198	600	144
Total	19,798	16,531	16,306	16,086	16,349
Total exports	32,819	27,888	27,352	23,705	22,759

Source: Ministry of Economy, Trade and Industry, "Natural Resources and Energy Statistics"

Cosmo Oil exports

5,000 (Thousand kl)



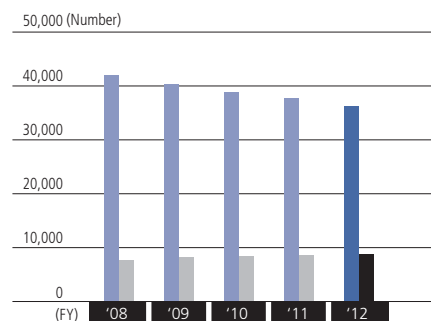
(Thousand kl)

	FY2008	FY2009	FY2010	FY2011	FY2012
Diesel	1,457	991	907	145	45
Kerosene/Jet fuel	101	110	219	64	0
Total	1,558	1,101	1,125	209	45
Bonded products sales, others					
Jet fuel	1,587	1,478	1,598	1,535	1,647
Heavy fuel oil C	716	716	542	492	521
Others	222	145	426	408	838
Total	2,525	2,339	2,566	2,435	3,006
Total exports	4,083	3,440	3,691	2,644	3,051

Source: Ministry of Economy, Trade and Industry, "Natural Resources and Energy Statistics"

Sales: 3

Number of Service Stations (Nationwide)

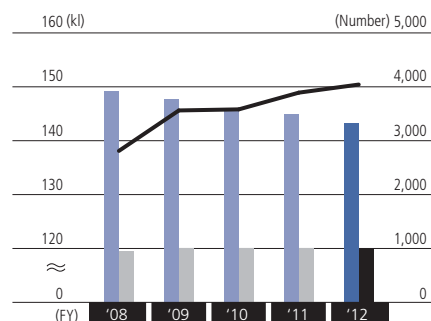


	FY2008	FY2009	FY2010	FY2011	FY2012
Nationwide					
Number of national brand SS	31,836	30,339	29,001	27,918	26,629
Number of non-brand SS	10,254	10,018	9,776	9,825	9,720
Total (SS)	42,090	40,357	38,777	37,743	36,349
Number of national brand self SS	6,596	6,906	6,935	7,001	7,172
Number of non-brand self SS	1,178	1,390	1,514	1,595	1,690
Total (Self SS)	7,774	8,296	8,449	8,596	8,862

Notes: 1. Total number of SS in Japan is based on "Law on the Quality Control of Gasoline and Other Fuels."
2. The number of self SS is included in the number of SS.

Source: Number of nationwide SS compiled by the Agency for Natural Resources and Energy, number of wholesaler SS compiled by the Daily Nenryo Yushi Japan, number of other SS represents the difference between the number of nationwide SS and the number of distributor SS.

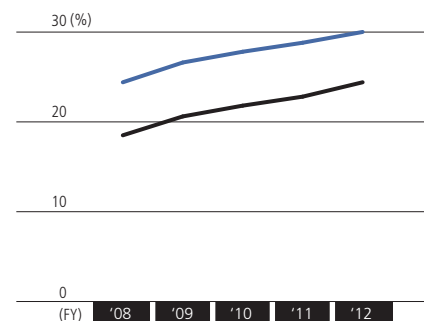
Gasoline Volume Sold per Service Station (Cosmo Oil)



	FY2008	FY2009	FY2010	FY2011	FY2012
Cosmo Oil					
Number of SS (right scale)	3,913	3,768	3,609	3,498	3,325
Number of self SS (right scale)	955	1,004	1,003	1,007	999
Gasoline volume sold per SS (kl/month/SS) (left scale)	138.1	145.6	145.8	148.9	150.4

Notes: 1. Gasoline volume sold per SS = The annual volume of gasoline sold by the Group ÷ number of SS at the end of each year ÷ 12 months
2. The number of self SS is included in the number of SS.

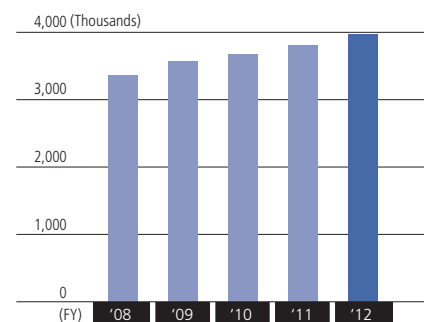
Self-service Station Ratio



	FY2008	FY2009	FY2010	FY2011	FY2012
Cosmo Oil	24.4	26.6	27.8	28.8	30.0
Nationwide	18.5	20.6	21.8	22.8	24.4

Source: Nationwide SS is based on data provided by the Oil Information Center and National Federation of Petroleum Commercial Associations and National Federation of Petroleum Co-op Associations.

Number of Active Cosmo the Card (Credit Cards)



	FY2008	FY2009	FY2010	FY2011	FY2012
Total number of active cards (Thousands)	3,357	3,570	3,667	3,813	3,972

Note: Total number of active cards = Total number of cards issued – Total number of deactivated cards