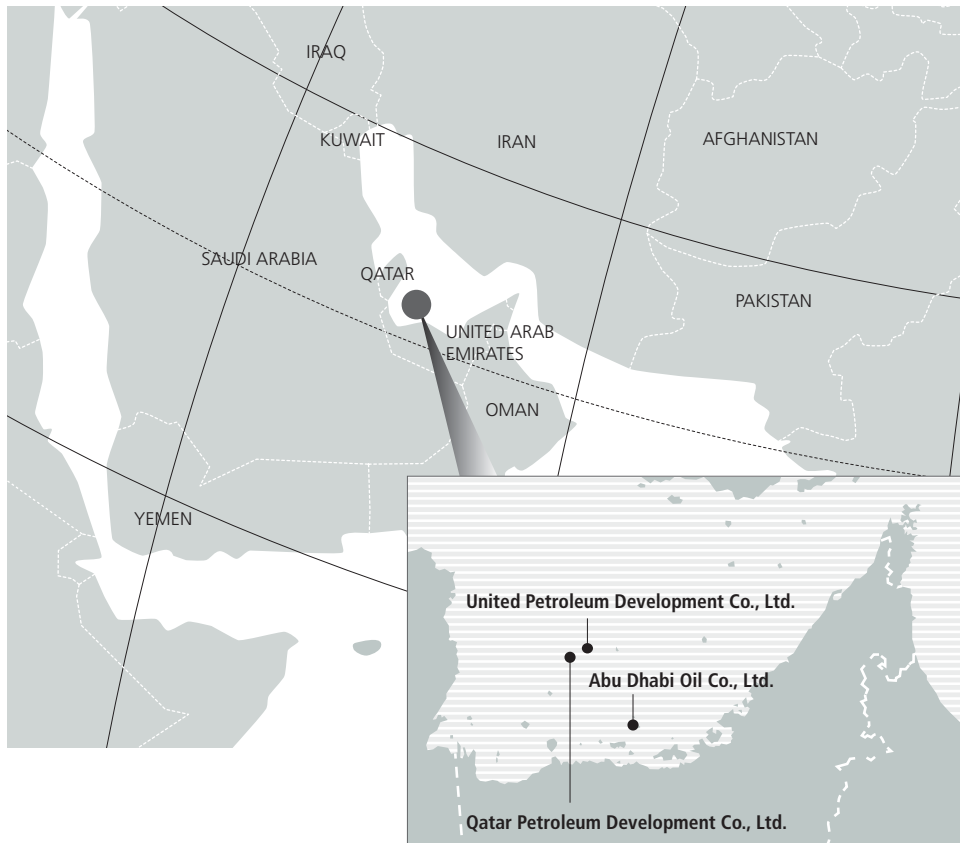


Oil Exploration and Production

Major Petroleum Development Companies (Fiscal year to March 31, 2013 actual)

	Abu Dhabi Oil Co., Ltd.	Qatar Petroleum Development Co., Ltd.	United Petroleum Development Co., Ltd.
Crude oil production (Barrels/day)	21,062	7,047	13,447
Shareholders (%)			
Cosmo Oil Co., Ltd.	63.0	75.0	45.0
Other Private Sector	37.0	25.0	55.0

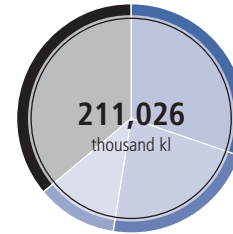
Note: Average production volume for January-December, as the company's financial year ends in December.



Crude Oil Imports

Crude Oil Import Share by Country (Total Industry/Cosmo Oil)

(Fiscal year to March 31, 2013 actual)

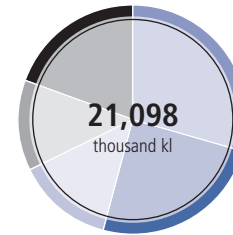


Total industry (%)

■ Saudi Arabia	30.4
■ United Arab Emirates	22.1
■ Qatar	11.4
■ Others	36.1

Note: Others includes countries where percentage of imports is less than 10%.

Source: Petroleum Association of Japan, "Crude Oil Import by Countries"



Cosmo Oil (%)

■ United Arab Emirates	29.5
■ Saudi Arabia	24.8
■ Qatar	13.7
■ Kuwait	12.8
■ Others	19.2

Note: Others includes countries where percentage of imports is less than 10%.